

Zone J

Part		Status
No Waiting Restrictions		
1.1	<u>At Any Time</u>	Used
1.2	Monday to Sunday 9am- 8pm	not used
1.3	Monday to Sunday 9am to 6pm	not used
1.4	Monday to Saturday 9am to 6pm	not used
No loading/Unloading		
2.1	<u>At Any Time</u>	Used
2.2	Monday to Sunday 8am to 11pm	not used
2.3	Monday to Sunday 8am to 6pm	not used
2.4	Monday to Sunday 8am -9.30am & 11am-6pm	not used
2.5	Monday to Saturday 8am-6pm	not used
2.6	Monday to Saturday 9am- 6pm	not used
2.7	Monday to Saturday 8-9.30am, 12-2pm, 4.30-6pm	not used
2.8	Monday to Saturday 10am- 4pm	not used
2.9	Monday to Saturday 8-9.30 & 4.30-6pm	not used
2.10	Monday to Saturday 8am – 9.30 am	not used
2.11	Monday to Saturday 4pm-6pm	not used
2.12	Urban Clearway Monday to Saturday 8am-9.30am and 4pm-6pm	not used
No Stopping Restrictions		
3.1	Monday to Friday 8am-9.30am & 2.30-4pm on School Entrance Marking except August.	not used
Permit Parking		
4.1	<u>Monday to Sunday 9am-8pm</u>	Used
4.2	Monday to Saturday 9am-8pm	not used
4.3	Monday to Sunday 9am-8pm except 9am-4pm on any Saturday	not used
4.4	Zone N and Zone R Only Monday to Sunday 9am to 8pm	not used
4.5	Monday to Saturday 10-11am & 2-3pm	not used
4.6	Monday to Sunday 10-11am & 7-8pm	not used
Shared Permit and Pay & Display Parking		
5.1	Low Tariff - Short Term - 2 hrs No Return 4 hrs Mon-Sun 9am-8pm	not used
5.2	Low Tariff - Short Term- 2 hrs No Return 4 hrs Mon-Sun 9am-8pm (Zone N & R permits)	not used
5.3	Low Tariff - Short term - 2 hrs No Return 4 hrs Mon-Sat 9am-8pm	not used
5.4	<u>Low Tariff – Medium Term - 4 hrs No Return 4hrs Mon- Sun 9am-8pm</u>	Used
5.5	Low Tariff – Medium Term - 4 hrs No Return 4hrs Mon-Sat 9am-8pm	not used
5.6	Low Tariff Medium Term (School) 4 hrs No Return 4 hrs Mon-Sat 9am-8pm	not used
5.7	Low Tariff – Long Term - 11 hrs Mon–Sun 9am-8pm	not used
5.8	Low Tariff – Long Term - 11 hrs Mon–Sun 9am-8pm	not used
5.9	Low Tariff Long Term (School) 11 hours Mon- Sat 9am-8pm	not used
5.10	Low Tariff - Long term – 11 hrs - Mon-Sat 9am-8pm	not used
5.11	Low Tariff - Long term - 9 hrs - Mon-Fri 9am-6pm	not used
5.12	Medium Tariff - Short Term - 2hrs No Return 4hrs Mon-Sun 9am-8pm	not used
5.13	Medium Tariff - Short Term-2 hrs No Return 4 hrs Mon- Sat 9am- 8pm	not used
5.14	Medium Tariff Short Term (School) 2hrs No Return 4 hrs Mon-Sat 9am-8pm	not used
5.15	Medium Tariff - Medium Term - 4hrs No Return 4hrs Mon-Sun 9am-8pm	not used
5.16	Medium Tariff - Medium Term - 4hrs No Return 4hrs Mon-Sat 9am-8pm	not used
5.17	Medium Tariff Medium Term (School) 4 hrs No Return 4 hrs Mon-Sat 9am-8pm	not used
5.18	High tariff - Short term - 2hrs No Return 4hrs Mon-Sun 9am- 8pm	not used
5.19	Low Tariff- Medium Term - 4 hrs No Return 24 hrs Mon-Sun 9am-8pm	not used
Exclusive Pay & Display Parking		
6.1	Low Tariff Short Term P&D 2 hours No Return 4hrs Mon-Sat 9am-6pm	not used
6.2	Medium Tariff Short Term P&D 2 hours No Return 4 hrs Mon-Sun 9am-6pm	not used
6.3	Medium Tariff Short Term P&D 2 hours No Return 4 hrs Mon-Sat 9am-6pm	not used
6.4	High Tariff Short Term P&D 2 hours No Return 4hrs Mon-Sun 9am-6pm	not used
6.5	High Tariff Short Term P&D 2 hours No Return 4hrs Mon-Sat 9am-6pm	not used

Doctors Parking Places		not used
7.1	At Any Time	not used
7.2	8am-8pm on any day	not used
7.3	Mon-Sat 8am-7pm	not used
7.4	Mon-Fri 8.30am-6pm	not used
Car Club Parking Places		not used
8.1	At Any Time (City Car Club)	not used
8.2	At Any Time (Whizzgo)	not used
8.3	At Any Time (Streetcar)	not used
Disabled Badge Holders Parking Places		
9.1	<u>At Any Time</u>	Used
9.2	Monday to Sunday between 9am and 6pm	not used
9.3	Monday to Saturday between 8am and 6pm Inclusive Maximum Length of Stay 3 hours no return within 1 hour	not used
9.4	for a period of 3 hours (No return within 1 hour)	not used
9.5	Monday to Sunday between 8am and 8pm	not used
Limited Waiting Parking Places		not used
10.1	2 hours No Return in 1 hour 9am- 8pm	not used
10.2	1 hour No Return in 1 hour 8am - 6pm Monday to Saturday	not used
Motorcycle Parking Places		
11.1	<u>At Any Time</u>	Used
Loading Bays		
12.1	At Any Time	not used
12.2	24 hours of any day 30mins no return within 1 hour residential roads	not used
12.3	Mon- Sat 9am- 6pm 30mins no return within 1 hour commercial roads	not used
12.4	Mon- Sun 9am-8pm 1 hour no return within 30 minutes	not used
12.5	Mon-Sat 8am-6pm 30 mins no return within 1 hour	not used
12.6	Mon-Sat 9am-6pm	not used
12.7	<u>Mon-Sat 9am-6pm 30 mins no return within 1 hour</u>	Used
12.8	Mon-Sat 9am-6pm 1 hour no return within 1 hour	not used
12.9	Mon-Sat 8am-6pm 1 hour no return within 1 hour	not used
12.10.	12am to 10am and 4pm to 12am limited to 1 hour	not used
Taxi Ranks		not used
13.1	At Any Time	not used
13.2	Taxi Rank and Loading bay	not used
Ambulance Parking Bays		
14.1	At Any Time	not used
Police Parking Bays		not used
15.1	At Any Time	not used
Public Service Vehicles		not used
16.1	At Any Time	not used
Bus Stands		not used
17.1	Bus Stand – Waiting limited 20 mins no return within 1 hour	not used
Streets Eligible for Parking Permits		
18.1	<u>Streets Eligible for Parking Permits</u>	Used

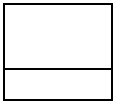
I

Part 1.1**No Waiting At Any Time**

Item No	Street Name	Side of Road	Description	CPZ
1	Argyle Roac	Both	Whole length	J
2	Campbell Roac	Both	Whole length	J
3	New England Roac	North	from a point 46.5m north west of the north western kerbline of Argyle Road to the western kerbline of Preston Roa	J
4	Preston Roac	Both	from Preston Circus northwest to a point 46.5m north west of the north west kerbline of Argyle Roac	J

Part 1.2
No Waiting Monday to Sunday 9am to 8pm

Item No	Street Name	Side of Road	Description
Not Used			



Part 1.3

No Waiting Monday to Sunday 9am to 6pm

Item No	Street Name	Side of Road	Description	
Not used				

Part 1.4
No Waiting Monday to Saturday 9am to 6pm

Item No	Street Name	Side of Road	Description	
Not used				

Part 2.1**No Loading At any Time**

Item No	Street Name	Side of Road	Description	CPZ
1	Preston Road	South west	From Preston Circus northwestwards for 25 m	J
2	Preston Road	north east	From Preston circus northwestwards for 30m	J

Part 2.2

No Loading 8am to 11pm

Item No	Street Name	Side of Road	Description	
Not Used				

Part 2.3

No Loading Monday to Sunday 8am to 6pm

Item No	Street Name	Side of Road	Description	
Not Used				

Part 2.4

No Loading 8am- 9.30am & 11am - 6pm

Item No	Street Name	Side of Road	Description	
Not Used				

Part 2.5

No Loading Monday to Saturday 8am-6pm

Item No	Street Name	Side of Road	Description	
Not Used				

Part 2.6

No Loading Monday to Saturday 9am - 6pm

Item No	Street Name	Side of Road	Description	
Not Used				

Part 2.7

No Loading Monday to Saturday 8-9.30am, 12-2pm, 4.30 -6pm

Item No	Street Name	Side of Road	Description	
Not Used				

Part 2.8

No Loading Monday to Saturday 10am - 4pm

Item No	Street Name	Side of Road	Description	
Not Used				

Part 2.9

No Loading Monday to Saturday 8am- 9.30am and 4.30-6pm

Item No	Street Name	Side of Road	Description	
Not Used				

Part 2.10

No Loading Monday to Saturday 8am - 9.30am

Item No	Street Name	Side of Road	Description	
Not Used				

Part 2.11

No Loading Monday to Saturday 4pm - 6pm

Item No	Street Name	Side of Road	Description	
Not Used				

Part 2.12

Urban Clearway Monday to Saturday 8am-9.30am and 4pm-6pm

Item No	Street Name	Side of Road	Description	
Not Used				

Part 3.1
Monday to Friday 8am-9.30am and 2.30pm-3.30pm

Item No	Street Name	Side of Road
Not Used		

30-4pm on School Entrance Markings except August

Description

Part 4.1**Permit parking only from Monday to Sunday between 9am -8pm inclusive**

Item No	Street Name	Side of Road	Description	CPZ
1	Argyle Road	South West	60 degree echelon parking. 4.5m wide. From a point 10m north of the northern kerbline of New England Road, northwestwards to the northern boundary of No12.	J
2	Argyle Road	West	60 degree echelon parking. 4.5m wide. From a point the southern boundary of No 21 northwards to the southern boundary of No31.	J
3	Argyle Road	North West	1.8m wide. From the property boundary of 2/4 north eastwards to a point 18m south west of the south western kerbline of Preston Road	J
4	Campbell Road	South West	1.8m wide. From a point 20m north west of the northern kerbline of New England Road northwestwards for a distance of 76m	J

Part 4.2

Permit parking only from Monday to Saturday between 9am and 8pm inclusive

Item No	Street Name	Side of Road	Description	
Not used				

Part 4.3

Permit Parking only from Monday to Sunday between 9am-8pm except 9am-4pm on any Saturday

Item No	Street Name	Side of Road	Description	
Not Used				

Part 4.4

Permit parking only from Zone N and Zone R Only from Monday to Sunday between 9am to 8pm inclusive

Item No	Street Name	Side of Road	Description	
Not Used				

Part 4.5

Permit Parking only from Monday to Saturday between 10-11am and 2-3pm inclusive

Item No	Street Name	Side of Road	Description	
Not Used				

Part 4.6

Permit Parking only from Monday to Sunday between 10-11am and 7-8pm inclusive

Item No	Street Name	Side of Road	Description	
Not Used				

Part 5.1


Shared Permit Holders and Low Tariff Short Term Pay & Display parking (for a period of up to 2 hours, no return within 4 hours) from Monday to Sunday between 9am to 8pm inclusive

Item No	Street Name	Side of Road	Description	
Not Used				

Part 5.2

Shared Permit Holders and Low Tariff Short Term Pay & Display parking (for a period of up to 2 hours, no return within 4 hours) from Monday to Sunday between 9am -8pm (Zone R&N)

Item No	Street Name	Side of Road	Description
Not Used			



Part 5.3

Shared Permit Holders and Low Tariff Short Term Pay & Display parking (for a period of up to 2 hours, no return within 4 hours) from Monday to Saturday between 9am and 8pm inclusive

Item No	Street Name	Side of Road	Description	
Not used				

Part 5.4

Shared Permit Holders and Low Tariff Medium Term Pay & Display parking (for a period of up to 4 hours, no return within 4 hours) from Monday to Sunday between 9am -8pm inclusive

CPZ

Item No	Street Name	Side of Road	Description	
1	Argyle Road	West	4.5m wide. 60 degree echelon. From the common boundary of 14/15 to the common boundary of 20/21	J
2	Argyle Road	South East	1.8m wide. From a point 6m north east of the north eastern kerbline of Campbell Road a point 6m south west of the south western kerbline of Preston road	J
3	Campbell Road	South West	1.8m wide. From a point 96m north east of the north eastern kerbline of New England RoadCampbell Road a point 6m south west of the south western kerbline of Preston Road	J
4	Preston Road	North East	2m wide. From the common boundary of 4/6, north westwards to the northern boundary of 72.	J


Part 5.5

Shared Permit Holders and Low Tariff Medium Term Pay & Display parking (for a period of up to 4 hours, no return within 4 hours) from Monday to Saturday between 9am and 8pm inclusive				
Item No	Street Name	Side of Road	Description	
Not used				

Part 5.6

Shared Permit holders and Low Tariff Medium Term (School) Pay & Display parking (for a period of up to 4 hours, no return within 4 hours) from Monday to Saturday between 9am-8pm inclusive

Item No	Street Name	Side of Road	Description
Not Used			



Part 5.7


**Shared Permit Holders and Low Tariff Long Term Pay & Display parking
(for a period of up to 11 hours) from Monday to Sunday between 9am-8pm
inclusive**

Item No	Street Name	Side of Road	Description	
Not Used				

Part 5.8

Shared Permit Holders and Low Tariff (School) Long Term Pay & Display parking (For a period of up to 11 hours) from Monday to Sunday between 9am to 8pm inclusive


Item No	Street Name	Side of Road	Description
Not Used			



Part 5.9

Shared Permit Holders and Low Tariff Long Term (School) Pay & Display parking (for a period of up to 11 hours) from Monday to Saturday between 9am to 8pm inclusive

Item No	Street Name	Side of Road	Description
Not Used			



Part 5.10


Shared Permit Holders and Low Tariff Long Term Pay & Display parking (for a period up to 11 hours) from Monday to Saturday between 9am and 8pm inclusive

Item No	Street Name	Side of Road	Description
Not used			

Part 5.11

Shared Permit Holders and Low Tariff Long Term Pay & Display parking (for a period of up to 9 hours) from Monday to Friday between 9am to 6pm inclusive


Item No	Street Name	Side of Road	Description
Not Used			



Part 5.12

Shared Permit Holders and Medium Tariff Short Term Pay & Display parking (for a period of up to 2 hours, no return within 4 hours) from Monday to Sunday between 9am to 8pm inclusive

Item No	Street Name	Side of Road	Description
Not Used			




Part 5.13

Shared Permit Holders and Medium Tariff Short Term Pay & Display parking (for a period of up to 2 hours, no return within 4 hours) from Monday to Saturday between 9am and 8pm inclusive				
Not used				

Part 5.14

Shared Permit Holders and Medium Tariff Short Term (School) Pay & Display parking (for a period of up to 2 hours, no return within 4 hours) from Monday to Saturday between 9am to 8pm inclusive

Item No	Street Name	Side of Road	Description
Not Used			



Part 5.15

Shared Permit Holders and Medium Tariff Medium Term Pay & Display parking (for a period of up to 4 hours, no return within 4 hours) from Monday to Sunday between 9am to 8pm

Item No	Street Name	Side of Road	Description	
Not Used				

Part 5.16

Shared Permit Holders and Medium Tariff Medium Term Pay & Display parking (for a period of up to 4 hours, no return within 4 hours) from Monday to Saturday between 9am and 8pm inclusive

Item No	Street Name	Side of Road	Description	
Not used				

Part 5.17

Shared Permit Holders and I Medium Tariff Medium Term (School) Pay & Display parking (for a period of up to 4 hours, no return within 4 hours) from Monday to Saturday between 9am to 8pm inclusive

Item No	Street Name	Side of Road	Description	
Not Used				

Part 5.18

**Shared Permit Holders and High Tariff Short Term Pay & Display parking
(for a period of up to 2 hour,s no return within 4 hours) from Monday to
Sunday between 9am to 8pm inclusive**

Item No	Street Name	Side of Road	Description	
Not Used				

Part 5.19

Shared Permit Holders and Low Tariff Medium Term Pay & Display parking (for a period of up to 4 hours, no return within 24 hours) from Monday to Sunday between 9am -8pm inclusive

Item No	Street Name	Side of Road	Description	
not used				

Part 6.1

Exclusive Low Tariff Short Term Pay & Display parking (for a period of up to 2 hours no return within 4 hours) from Monday to Saturday between 9am and 6pm inclusive

Item No	Street Name	Side of Road	Description	
Not used				

Part 6.2

Exclusive Meduim Tariff Short Term Pay & Display parking (for a period of up to 2 hours no return within 4 hours) from Monday to Sunday between 9am and 6pm inclusive

Item No	Street Name	Side of Road	Description	
Not Used				

Part 6.3


**Exclusive Medium Tariff Short Term Pay & Display parking (for a period of up to 2 hours no return within 4 hours) from
Monday to Saturday between 9am and 6pm inclusive**

Item No	Street Name	Side of Road	Description	
Not used				

Part 6.4

Exclusive High Tariff Short Term Pay & Display parking (for a period of up to 2 hours no return within 4 hours) from Monday to Sunday between 9am and 6pm inclusive


Item No	Street Name	Side of Road	Description
Not Used			



Part 6.5

Exclusive High Tariff Short Term Pay & Display parking (for a period of up to 2 hours no return within 4 hours) from Monday to Saturday between 9am and 6pm inclusive

Item No	Street Name	Side of Road	Description
Not Used			



Part 7.1
Doctors Parking At Any Time

Item No	Street Name	Side of Road	Description	
Not used				

Part 7.2

Doctors Parking 8am - 8pm on any day

Item No	Street Name	Side of Road	Description
Not used			

Part 7.3

Doctors Parking Monday to Saturday 8am to 7pm

Item No	Street Name	Side of Road	Description	
Not Used				

Part 7.4
Doctors Parking Monday to Friday 8.30am to 6pm

Item No	Street Name	Side of Road	Description	
Not Used				

Part 8.1

City Car Club only At Any Time

Item No	Street Name	Side of Road	Description	
Not used				

Part 8.2

Whizzgo Car Club only At Any Time

Item No	Street Name	Side of Road	Description	
Not used				

Part 8.3

Streetcar Car Club only At Any Time

Item No	Street Name	Side of Road	Description	
Not used				

Part 9.1**Disabled Badge Holders Parking At Any Time**

Item No	Street Name	Side of Road	Description	CPZ
1	Argyle Road	West Side	4.5 metres wide at an angle of 60 degrees to the kerb. From a point 9.5 metres from the northern kerblines of New England Road for a distance of 2.7 metres.	J
2	Argyle Road	South East	1.8m wide. From a point 6m south west of the south western kerblines of Preston Road, southwestwards for a distance of 5.5m.	J
3	Argyle Road	West Side	(Outside no.11) 4.5 metres wide at an angle of 60 degrees to the kerb from a point 78 metres from the northern kerblines of New England Road for a distance of 2.7 metres.	J

Part 9.2


Disabled Badge Holders Parking Monday to Sunday 9am to 6pm

Item No	Street Name	Side of Road	Description	
Not used				

Part 9.3

**Disabled Badge Holders Parking Places 8.00am to 6.00pm Monday to Saturday
(inclusive) Maximum Length of Stay 3 hours no return within 1 hour**

Item No	Street Name	Side of Road	Description
Not Used			



Part 9.4

**Disabled Badge Holders Parking Places Maximum Length
of Stay 3 hours no return within 1 hour**

Item No	Street Name	Side of Road	Description	
Not Used				

Part 9.5

Disabled Badge Holders Parking Monday to Sunday 8am to 8pm

Item No	Street Name	Side of Road	Description	
Not used				

Part 10.1

**Free Limited Waiting Parking (for a period of up to 2 hours, no return within 1 hour)
from Monday to Sunday 9am to 8pm**

Item No	Street Name	Side of Road	Description	
Not Used				

Part 10.2

Free Limited Waiting Parking for One Hour No Return Within One Hour between hours of 8.00am and 6.00pm Monday to Saturdays Inclusive

Item No	Street Name	Side of Road	Description
Not Used			

en the


Part**11.1****Motorcycles only At Any Time**

Item No	Street Name	Side of Road	Description	CPZ
1	Argyle Road	South West	4.5m wide. 60 degree ecelon bay. From a point 86.5m north west of the northern kerbline of New England Road north westwards for a distance of 9.5m	J
2	Preston Road	North East	2m wide. From the common boundary of 28/30 Preston Road northwestwards for a distance of 12 m	J

Part 12.1

Loading Only At Any Time

Item No	Street Name	Side of Road	Description
Not Used			



Part 12.2


Loading Only 24 hours of any day (for up to a period of 30 minutes, no return within 1 hour) residential roads

Item No	Street Name	Side of Road	Description	
Not Used				

Part 12.3

Loading Only Mon-Sat 9am to 6pm (for up to a period of 30 minutes, no return within 1 hour) commercial roads

Item No	Street Name	Side of Road	Description
Not Used			



Part 12.4

Loading Only 9am to 8pm Monday to Sunday (for up to a period of 1 hour, no return within 30 mintues)

Item No	Street Name	Side of Road	Description	
Not Used				

Part 12.5

**Loading Only Monday - Saturday 8am to 6pm (up to a period of 30 minutes,
no return within 1 hour)**

Item No	Street Name	Side of Road	Description	
Not Used				

Part 12.6
Loading Only Monday - Saturday 9am to 6pm

Item No	Street Name	Side of Road	Description
Not Used			

Part 12.7**Loading Only Monday - Saturday 9am to 6pm (for up to a period of 30 minutes, no return within 1 hour)**

Item No	Street Name	Side of Road	Description	CPZ
1	Campbell Road	South West	From a point 10m north west of the northern kerbline of New England Road, northwestwards for a distance of 7m	J
2	Preston Road	North East	From the common boundary of 4/6 Preston Road northwestwards for a distance of 10m	J
3	Preston Road	North East	From a point 1 metre north of the common boundary of 24/26 north westwards for a distance of 10 metres.	J
4	Preston Road	North East	From the common boundary of 40/64 Preston Road southeastwards for a distance of 9m	J
5	Preston Road	North East	From a point 5 metres north of the common boundary of 46/48 north westwards for a distance of 12 metres	J
6	Preston Road	South	From a point 13 metres north of the northern kerbline of new England Road northwards for a distance of 15.8 metres.	J

Part 12.8

Loading Only Monday - Saturday 9am to 6pm (for a period of up to 1 hour no return within 1 hour)

Item No	Street Name	Side of Road	Description	
Not Used				

Part 12.9

**Loading Only Monday to Saturday 8.00am to 6.00pm (inclusive) Maximum Loadin
of one hour no return within 1hour**

Item No	Street Name	Side of Road	Description
Not Used			

g Period

Part 12.10

**Loading Only 12am to 10am and 4pm to 12 am Maximum Loading
Period of one hour no return within 1hour**

Item No	Street Name	Side of Road	Description	
Not Used				

Part 13.1


Taxi Rank At Any Time

Item No	Street Name	Side of Road	Description	
Not used				

Part 13.2

Taxi Rank & Loading Bay

Item No	Street Name	Side of Road	Description
Not used			



Part 14.1


Ambulance Parking Bays At Any Time

Item No	Street Name	Side of Road	Description	
Not used				

Part 15.1

Police Parking Bays At Any Time

Item No	Street Name	Side of Road	Description
Not Used			



Part 16.1

Public Service Vehicles At Any Time

Item No	Street Name	Side of Road	Description	
Not Used				

Part 17.1

Bus Stand Waiting Limited to 20 minutes no return within 1 hour

Item No	Street Name	Side of Road	Description	
Not Used				

Part 18.1**Street eligible for a Resident's Permit**

Item No (1)	Street Name (2)	Specific Properties (3)	Comments (4)	CPZ (5)
1	Argyle Roac			J
2	Argyle Villas			J
3	Campbell Roac			J
4	New England Roac	North side only from a point 46.5m west of the western kerbline of Argyle Road to the western kerbline of Preston Roac		J
5	Preston Road	North East side, Nos. 2 -74 inclusive. South West side Nos. 5-85 inclusive only		J